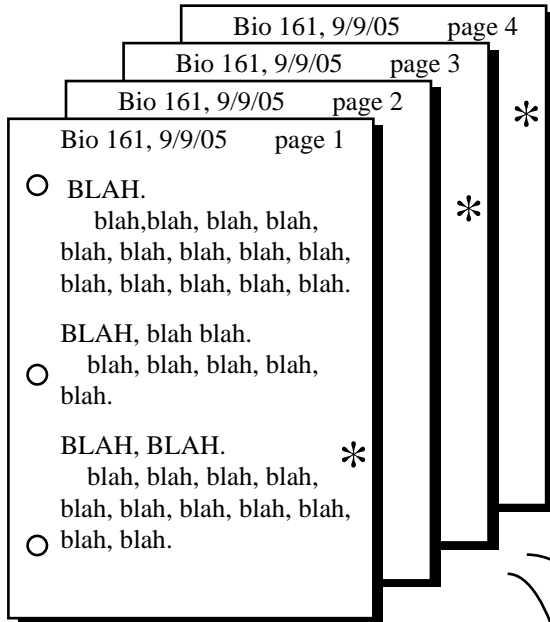


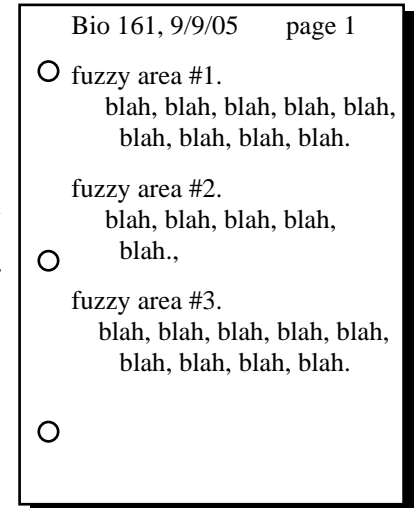
# What to do with lecture notes?

raw notes from class  
4-6 pages per hour minimum



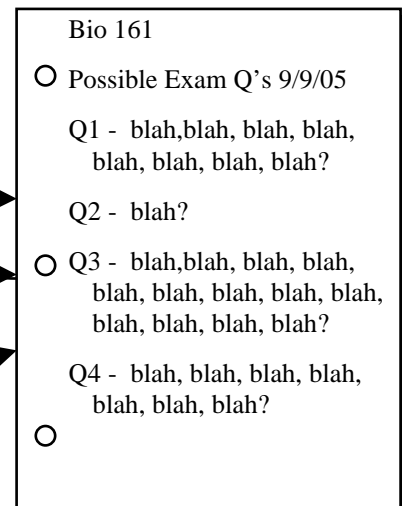
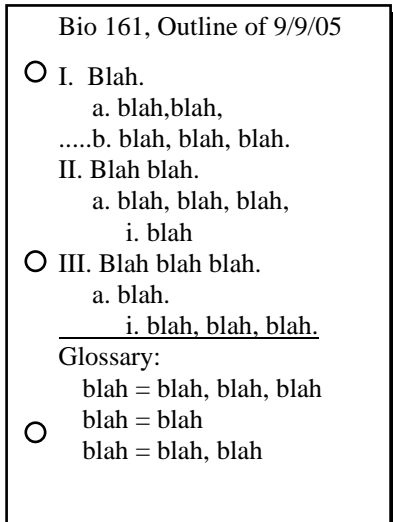
\* = fuzzy area

Activity 1. Get a big 3-ring binder for all notes, handouts and other materials, and use dividers to separate sections.



Activity 2. Within a few hours of each class re-copy and annotate using your text, a friend, etc., all of the “fuzzy areas” where you missed something or if things weren’t clear in class. (If you have more than 3 \*/class, try to get more sleep!)

Activity 3. Within a few hours of each class make an outline of the entire lecture on the top 2/3 of a single page (use MS WORD).  
Make a glossary with definitions of the 12 or so key terms used in this lecture in the bottom 1/3 of the page.



Activity 4. Each week, use the raw notes, the fuzzy annotated notes, the outline, and the glossary to make up your own short answer exam questions. Practice these questions when you study for the course exam. Consult the web site for examples of exam questions from back tests. Study these, too!!!